

How to get started with Biblioboard

Biblioboard is a digital library containing self-published content from around the world. Biblioboard lets you access dynamic content on your smartphones, tablets and PCs, with no holds, no waiting, and no limits.

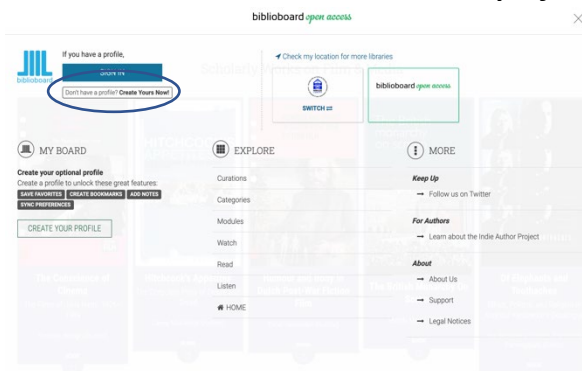
What you will need

- A computer or device with an internet connection
- Your library card number and PIN.

Creating an account

Creating an account is not required to access content, however it is useful if you want to bookmark pages or create a favorites list.

1. Go to manliuslibrary.org and click the Biblioboard icon on the right side of the screen.
2. Click the Menu Button located on the top left of the screen.
3. Click the button labeled ***Don't have a profile? Create Yours Now!***



4. Enter your email address (optional), a username and password and click Create Profile.

A screenshot of the "Create your profile" form. It includes fields for "email address (optional)", "username", "password", and "confirm password". There are also buttons for "SAVE FAVORITES", "CREATE BOOKMARKS", "ADD NOTES", and "SYNC PREFERENCES". A "CREATE PROFILE" button is at the bottom. A note at the bottom says "No thanks! Continue without creating a profile."A screenshot of the "Please verify your Manlius Library membership" form. It has input fields for "Library Card #", "PIN / Password", and a "SUBMIT" button. Below the form, there is a section titled "Find a library to add to your profile" with a "Select a library" dropdown menu. The dropdown menu is open, showing "Manlius Library" selected. Below that, there is a section for "Some libraries use location based access" with a "Check my location for more libraries" button.

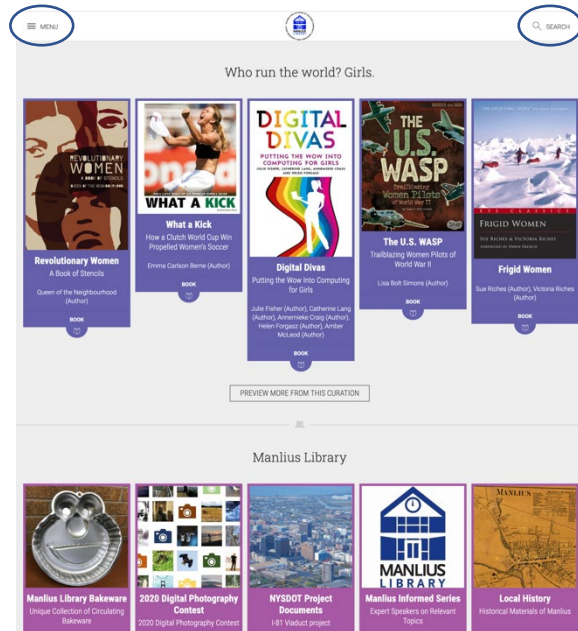
5. Select Manlius Library from the drop-down menu and click done.
6. Enter your library card barcode and PIN.

Using Biblioboard

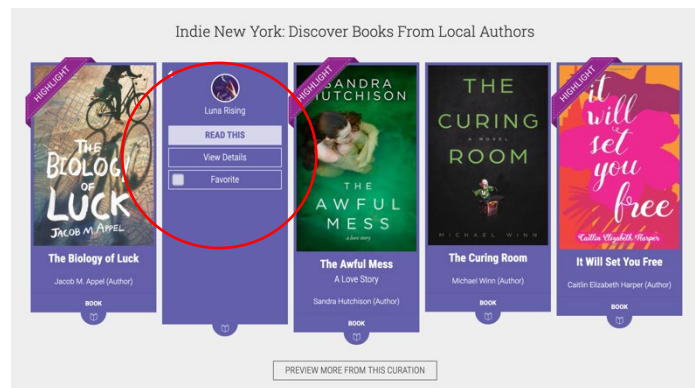
The home screen contains Popular Curations, Featured collections and Manlius Library Modules.

To search for a specific item, use the search button located on the top right of the screen.

From the Menu screen you can access recent, bookmarked and favorited items.



When you find an item, you are interested in mouse over it and click *Read This*. You can also read more about the item or add it to your favorites.



Need Help?

- Visit the Biblioboard [Help Page](#)
- Email support@bibliobard.com
- Contact us with your questions!