

Tech Tip of the Week

April 13th, 2020

Tips for Overdrive Website and Libby App

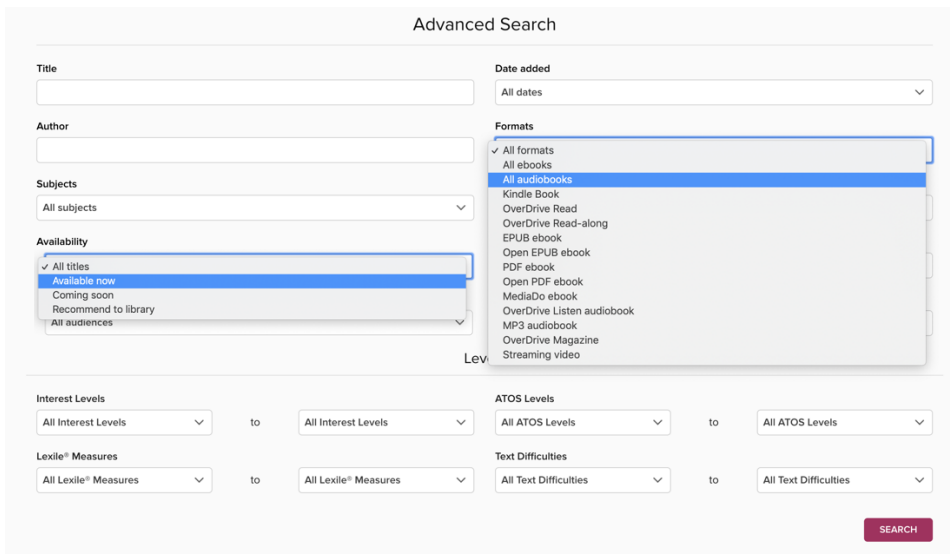
Using filters can help you find available e-books and e-audiobooks faster.

From your computer browser go to **Onlib.overdrive.com**

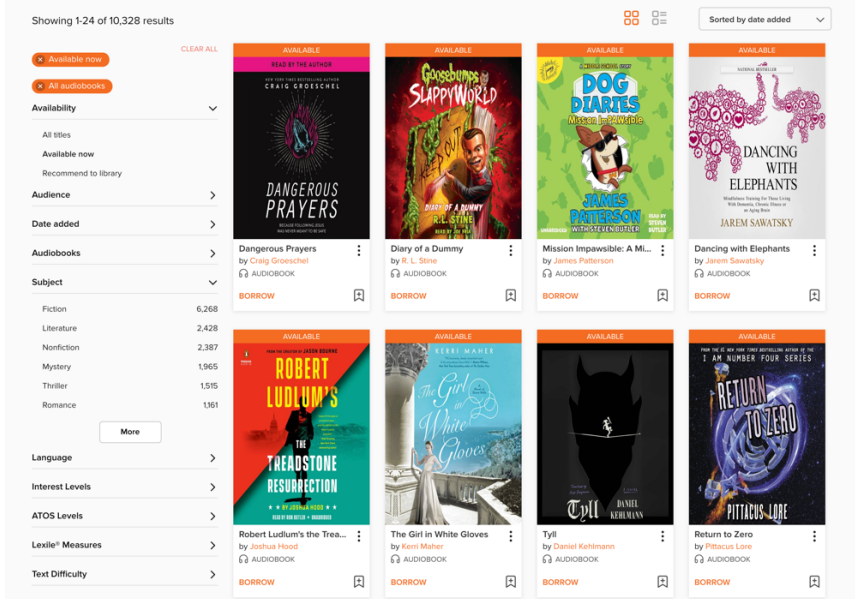
Click **Search** and then click **Advanced** to reach the Advanced Search page.



Here you can add filters that allow you to search by a subject, items that are available now and e- audiobooks or e-books only.



Once here you can narrow your search even further using the filters on the left.

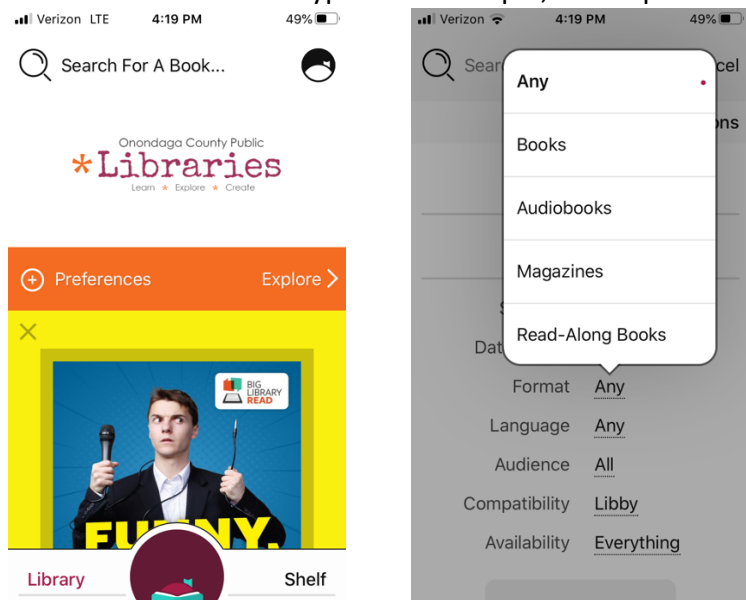


Tech Tip of the Week

April 13th, 2020

Use these same filters with the Libby phone app. You can also create your preferences to use every time you search in the app.

Tap the words **Search For A Book...**, then tap **More Options** if no options appear. To change a filter, tap the word next to the filter type. For example, in this picture I tapped any next to format.



To set-up preferences tap the word **preferences** on the main screen for the library. This will allow you to only search for Audiobooks on your phone for instance.

